

INTU FR EJ SEAL

Fire rated expansion joint seal

TDS Technical Data Sheet



INTUSEAL®
passive fire protection manufacturer

CE



www.intuseal.com

INTU FR EJ SEAL

Fire rated expansion joint seal

TDS Technical Data Sheet

INTUSEAL[®]
passive fire protection manufacturer

→ PRODUCT DESCRIPTION

The flexible gap filler **INTU FR EJ SEAL** is composed non-flammable foams of different thicknesses, with layers of graphite-based intumescent material. During fire, the material increases its volume and forms firestop foam filling the gap. The system is very flexible, making it ideal for gaps with a high degree of displacement.

- fire resistance class up to EI 120
- installation in walls and floors
- easy installation without the use of special tools
- high flexibility
- resistance to difficult weather conditions

→ APPLICATION

Fire retardant sealing of gaps and fire rated expansion joints in walls and floors with fire resistance class max EI 120 up to 50 mm gap width.

Rigid walls:

The wall must be minimum thickness 150 mm. Must have concrete, cellular concrete or masonry structure, with minimum density 600kg/m³.

Rigid floors:

The floor must be minimum thickness 150 mm. Must have concrete, cellular concrete or masonry structure, with minimum density 1700kg/m³.

→ AVAILABILITY

Product	Type	Box	Article number
INTU FR EJ SEAL	10 mm / 1 m	100	INEJS10/120
	20 mm / 1m	80	INEJS20/120
	30 mm / 1m	80	INEJS30/120
	40 mm / 1m	60	INEJS40/120
	50 mm / 1m	50	INEJS50/120
	60 mm / 1m	40	INEJS60/120
	70 mm / 1m	40	INEJS70/120
	80 mm / 1m	30	INEJS80/120
	90 mm / 1m	25	INEJS90/120
100 mm / 1m	25	INEJS100/120	

→ INSTALLATION METHOD

1. The surface of the joint must be clean, dry and free of dust before installation.
2. Choose the right size of the filler depending on the width of the gap.
3. Compress the **INTU FR EJ SEAL** flexible filler and insert it into the gap so that the intumescent material adheres to the partition.
4. Fill the remaining gap with mineral wool with minimum density 50 kg/m³.
5. **INTU FR EJ SEAL** should be placed on either side of wall or floor, flush with the partition.



→ FIRE RESISTANCE CLASS

Floor	Wall	
	Horizontal	Vertical
EI120	EI120	EI120
EI120*	EI120	EI 30* ¹ / E 120* ¹ EI 90* ² / E 120* ²

* outside ETA, the results acc. to fire test report:

¹) from unexposed side

²) from exposed side

→ TRANSPORT AND STORAGE

It is recommended to store the product in dry internal conditions.

→ COMPLIANCE

- Reference standard: EN 1366-4 / ETAG 026-3 / EAD 350141-00-1106
- DoP 10/2019
- ETA-20/0330
- CoC 1488-CPR-0865/W
- TDS
- SDS

➔ SOLUTION DETAILS

EXPANSION JOINT IN A WALL

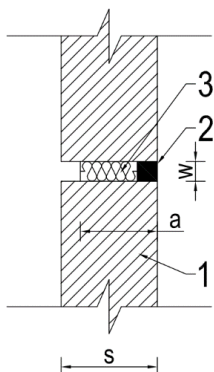


Fig. 1. Gap in a wall

- 1 – wall at least 150mm thick
- 2 – flexible filler **INTU FR EJ SEAL**, from exposed or unexposed side
- 3 – mineral wool with a density of min. 50kg/m³
- a** - minimum depth of **INTU FR EJ SEAL** and mineral wool is 150 mm
- w** - gap width

EXPANSION JOINT IN A FLOOR

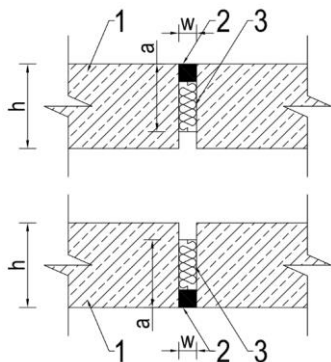


Fig. 2. Gap in a floor

- 1 – floor at least 150mm thick
- 2 – flexible filler **INTU FR EJ SEAL** applied from the bottom or top of the floor
- 3 – mineral wool with a density of min. 50kg/m³
- a** - minimum depth of **INTU FR EJ SEAL** and mineral wool is 150 mm
- w** - gap width

EXPANSION JOINT BETWEEN WALL AND FLOOR

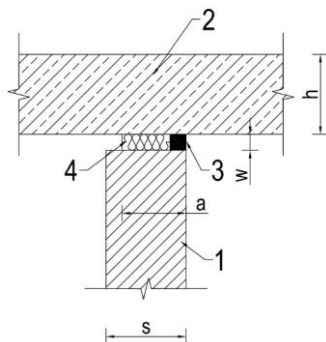


Fig. 3. Gap between wall and the floor

- 1 – wall at least 150mm thick
- 2 – floor at least 150mm thick
- 3 – flexible filler **INTU FR EJ SEAL** applied on either side of the wall
- 4 – mineral wool with a density of min. 50kg/m³
- a** - minimum depth of **INTU FR EJ SEAL** and mineral wool is 150 mm
- w** - gap width